



Tethys Oil
Q2 2019
13 August 2019



Q2-19 Highlights

	Q2-19	Q1-19	Q2-18	FY-18
Revenue and other income, MUSD	41.3	32.7	36.4	157.3
EBITDA, MUSD	27.9	17.2	24.3	106.6
Operating result, MUSD	16.4	5.6	12.9	60.7
Ave. selling price, USD/bbl	67.8	61.6	65.6	70.5
Opex, USD/bbl	10.2	13.3	10.4	10.7
Ave. daily production, bbl	12,881	11,901	11,733	11,767

- Strong financial results in Q2-19 following:
 - record production
 - improved oil price
 - decreased opex
- Exploration activity continues with maturation of leads and exploration drilling
- A record distribution to shareholders paid in May and June

Q2-19 Highlights

Facilities upgrade at the Ulfa EPF led to record production

- At 12,881 bopd, production was at high end of guidance
- Production increased 8% from 11,901 bopd Q1-19
- 2019 production guidance unchanged at 12,000-13,000 bopd

Blocks 3&4

- Exploration well Yusr-1 spudded
- One successful appraisal/production well drilled on the Samah field

Block 49

- Preparation for exploration drilling continues

Maturation of leads continues at all blocks


Following record distribution of MUSD 24.9 to shareholders in Q2-19, net cash position was MUSD 62.0

Distributions to shareholders continues

SEK/share (Payment year)	2019	2018	2017	2016	2015
Ordinary dividend	2.00	2.00	1.00	1.00	1.00
Extraordinary distribution	6.00	4.00	-	3.00	2.00
Total	8.00	6.00	1.00	4.00	3.00
Dividend yield at announcement	11%	10%	1%	7%	4%

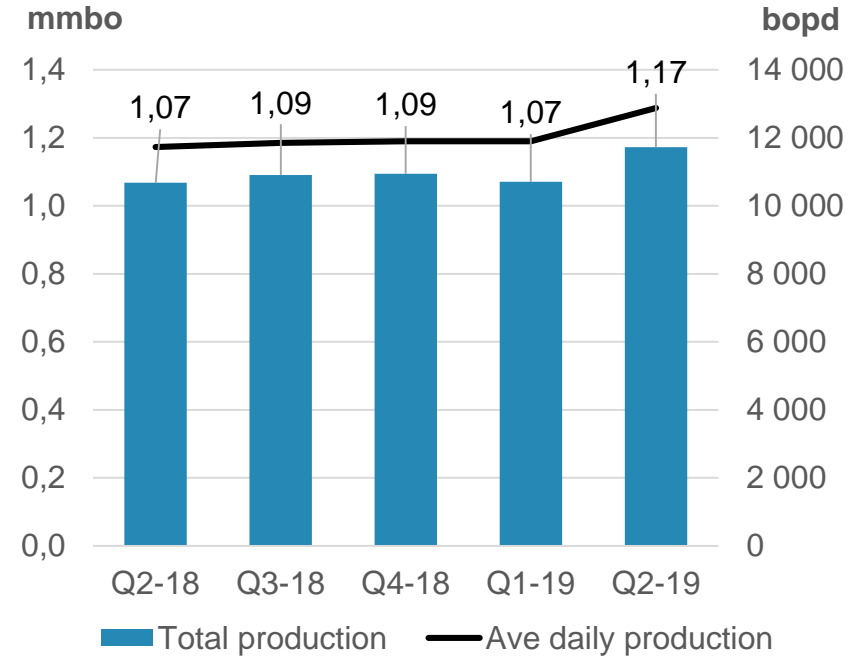
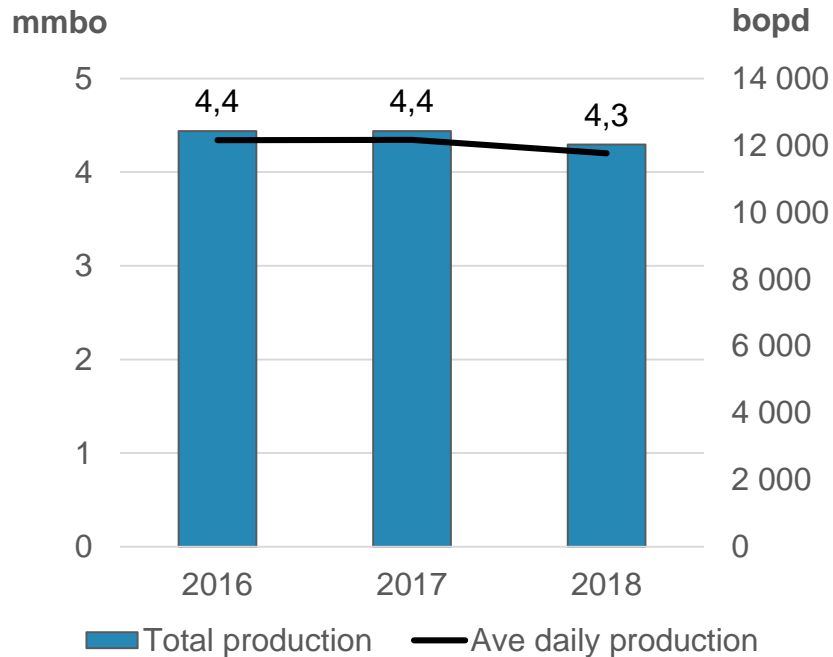
- 2019: An ordinary dividend of SEK 2.00 per share (2018: SEK 2.00), to be paid in two instalments of SEK 1,00 per share. One paid in May 2019, one to be paid in November 2019
- 2019: An extraordinary distribution of SEK 6.00 by way of a mandatory share redemption programme paid in June (2018: SEK 4.00)
- Tethys Oil will have distributed about MUSD 80 to the shareholders 2015-2019

Tethys Oil's main assets - Oman

	Country	Licence	Area, km ²	Tethys share	Partners*	Reserves and resources, net, 31 Dec 2018 (mmbo)		Production, net, Q1 2019 (bopd)
						2P	2C	
Producing Assets	Oman	Blocks 3&4	29,130	30%	CC Energy , Mitsui	25.4	12.5	11,901
Exploration assets	Oman	Blocks 3&4	29,130	30%	CC Energy , Mitsui			
	Oman	Block 49	15,439	100%	Tethys Oil			

* Operator in bold

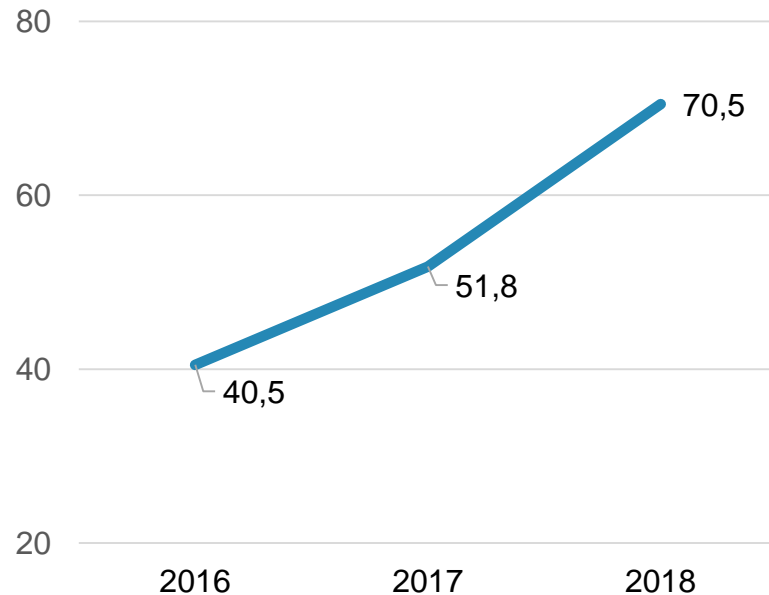
Production, Blocks 3&4



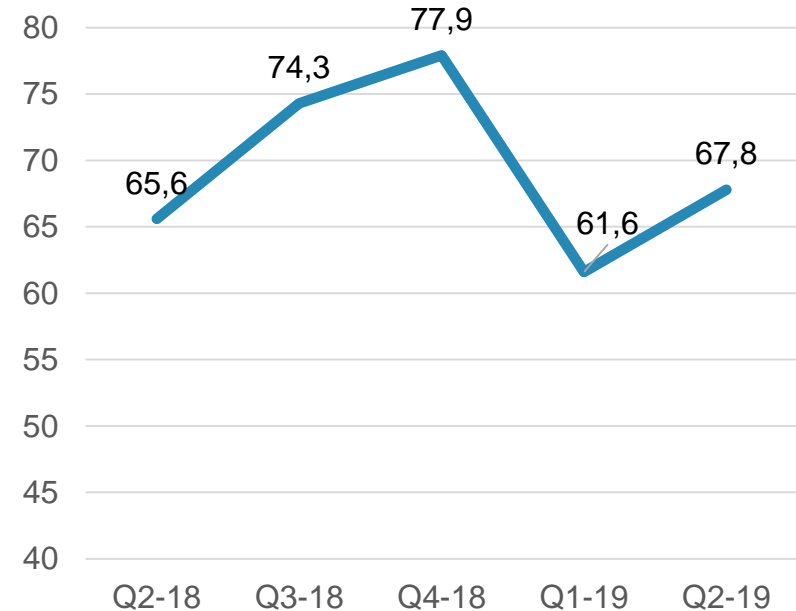
- Record average daily production in Q2-19 of 12,881 bopd up 8% from 11,901 bopd in Q1-19
- Increase in production in Q2-19 mainly a result of installation of the extra gas separation capacity at Ulfa EPF

Average achieved selling price per barrel

USD/bbl



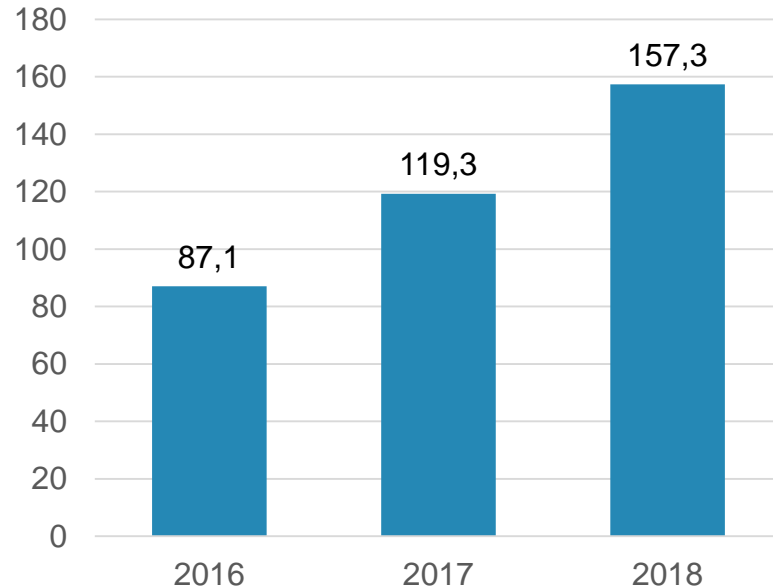
USD/bbl



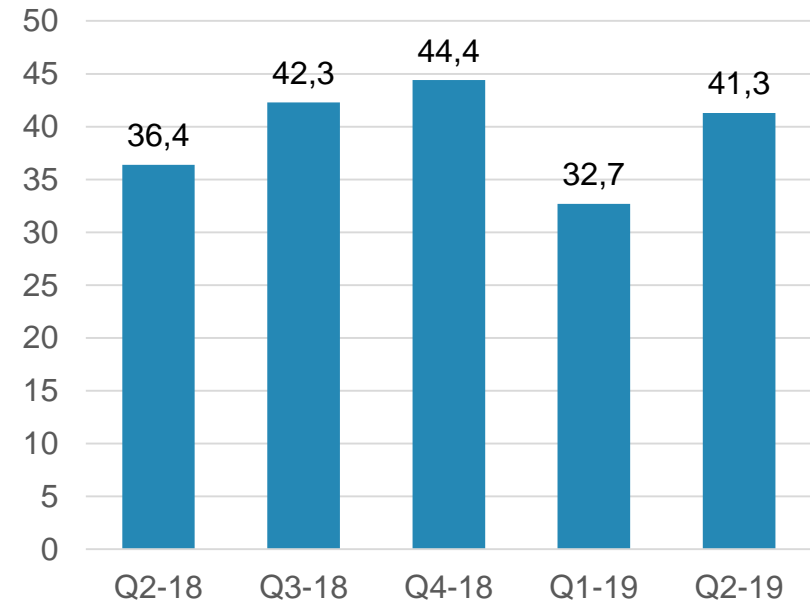
- Average achieved selling price up 10% to USD 67.8/bbl, (Q1-19:USD 61.6/bbl)
- Selling price – effective two-month lag to spot price.
- Oil prices seemingly stabilised above USD 60 per barrel

Revenue and other income

MUSD

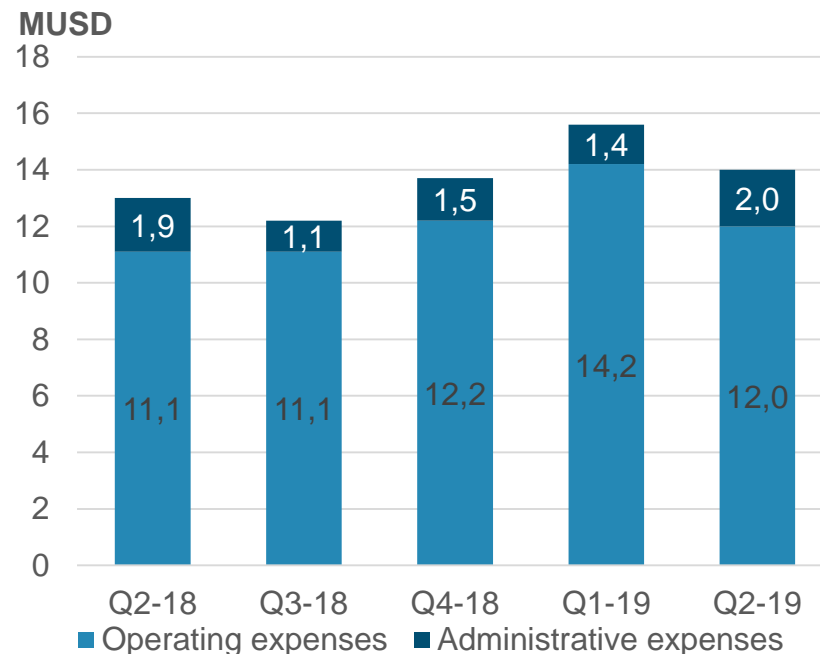
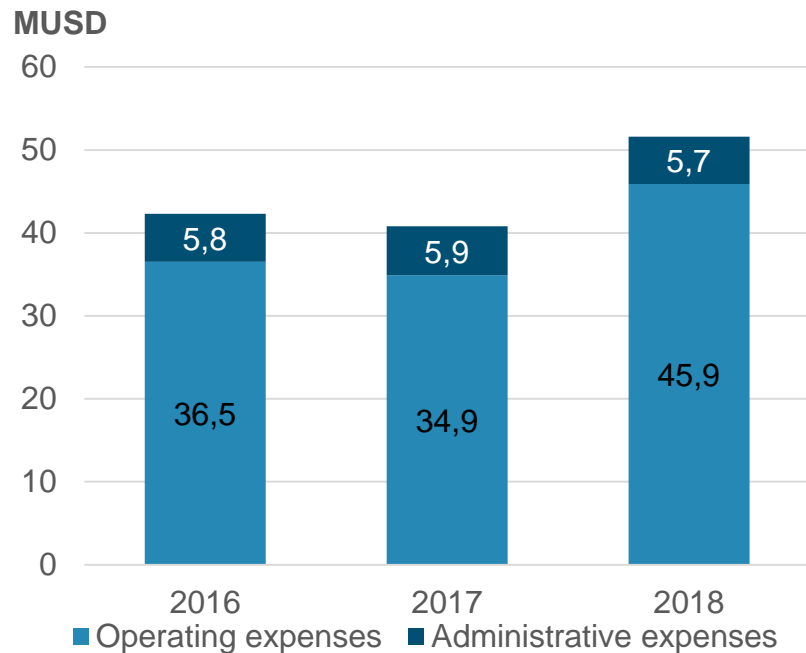


MUSD



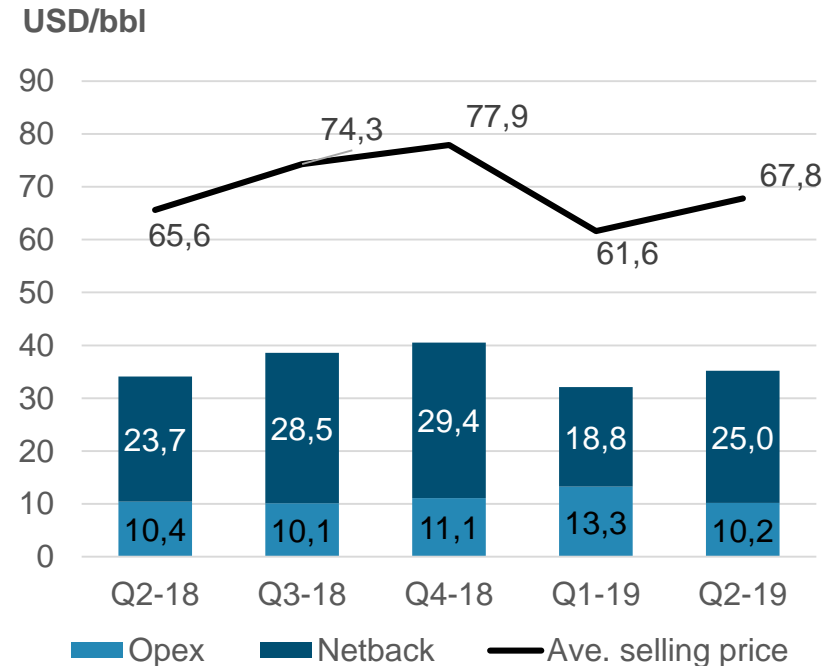
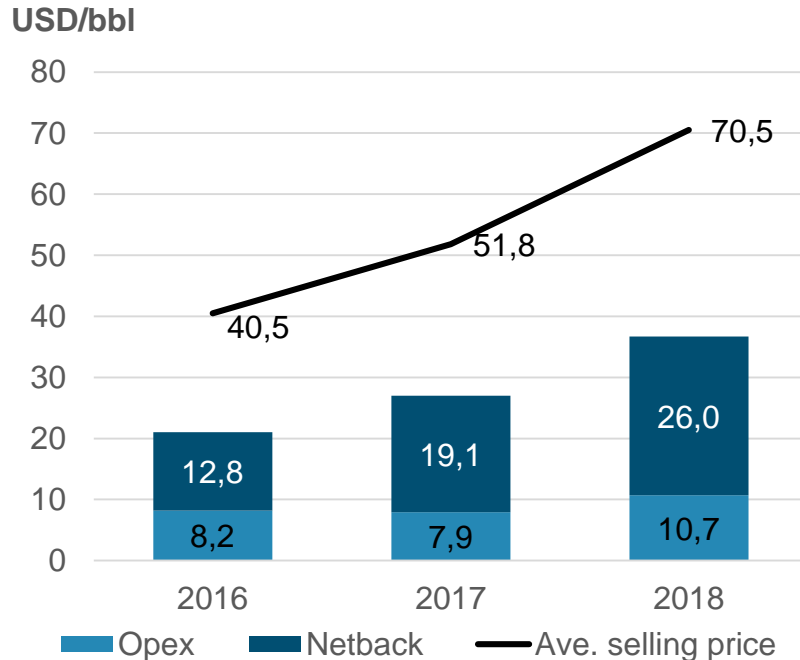
- Q2-19 Revenue and other income amounted to MUSD 41.3, up 26% compared with Q1-19 following higher production and higher oil price

Expenses



- Opex in Q2-19 decreased to MUSD 12.0 from 14.2 in Q1-19 following relatively high opex in Q1-19 following:
 - one off costs associated with the start-up of the Ulfa EPF
 - a higher number of work-overs than usual
 - carry-over costs from 2018 relating to Ulfa commissioning

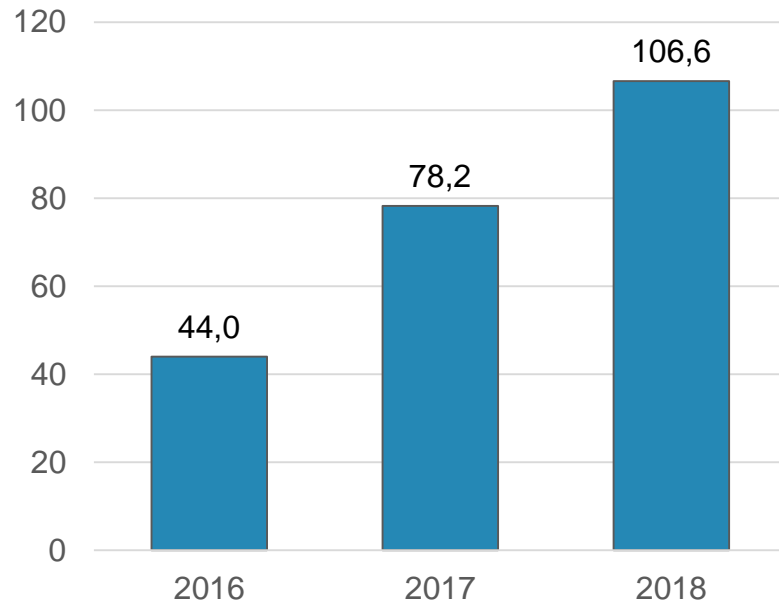
Opex and Netback* per barrel (USD/bbl)



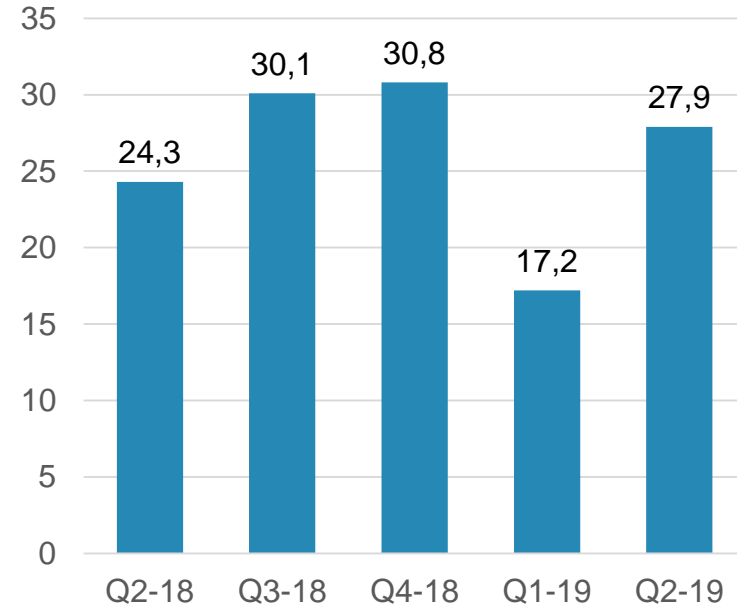
- Netback up 33% in Q2-19 compared with Q1-19 due to higher oil prices and lower opex/bbl
- Lower opex/bbl largely due to the higher production in Q2-19 and lower OPEX
- Average opex/bbl 2019 expected to be in the region of USD 11 for the remainder of 2019

EBITDA

MUSD



MUSD



- EBITDA of MUSD 27.9 in Q2-19, up 62% compared with Q1-19
- EBITDA margin of 68% in Q2-19, compared with 52% in Q1-19

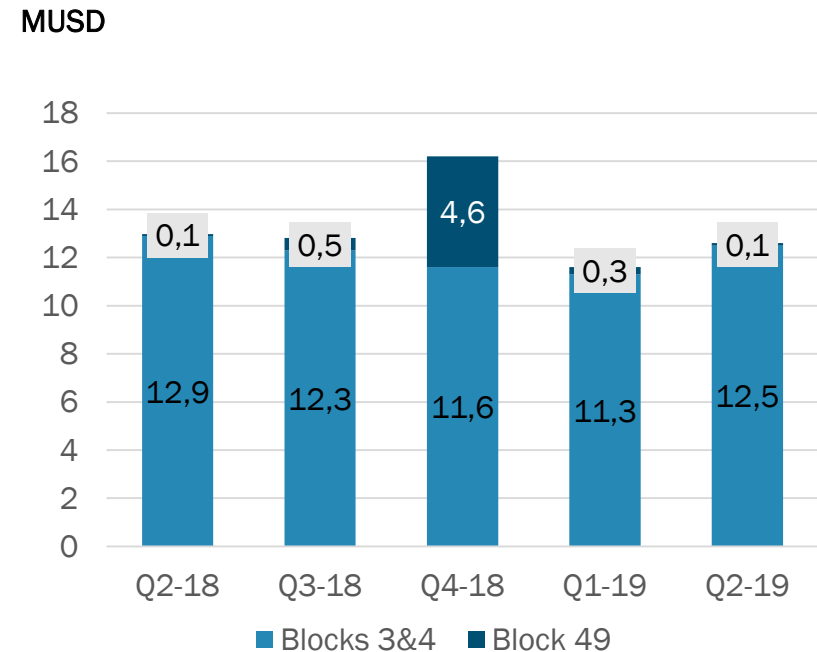
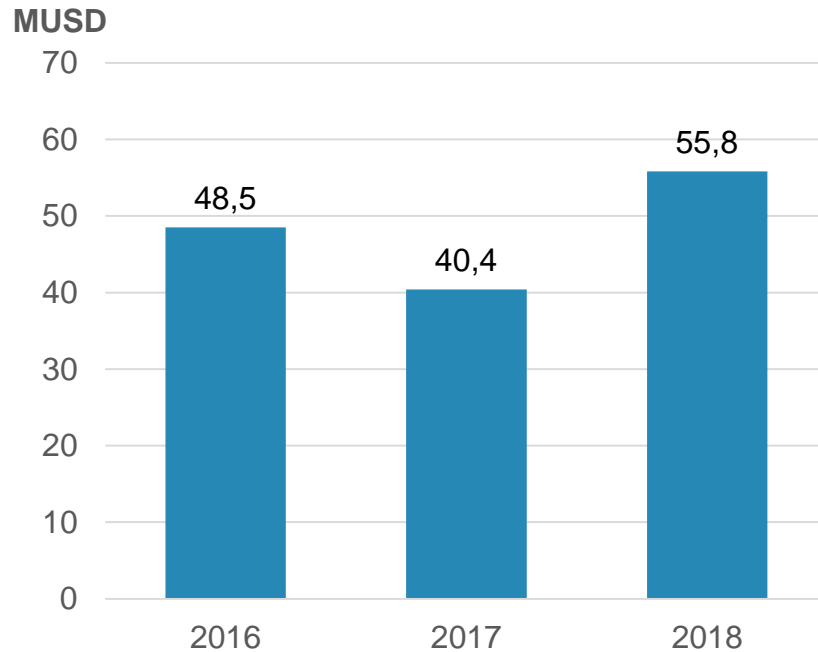
Balance Sheet

(MUSD)	2019-06-30	2019-03-31	2018-12-31
Net cash	62.0	82.7	73.1
Total assets	281.1	298.1	291.4
Shareholders' equity	258.3	273.3	267.6

Continued strong cash generation:

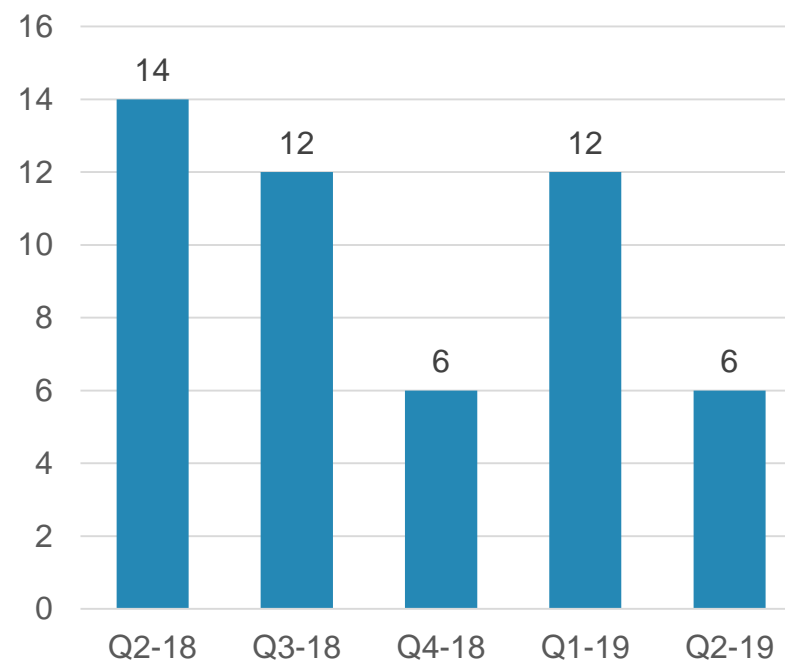
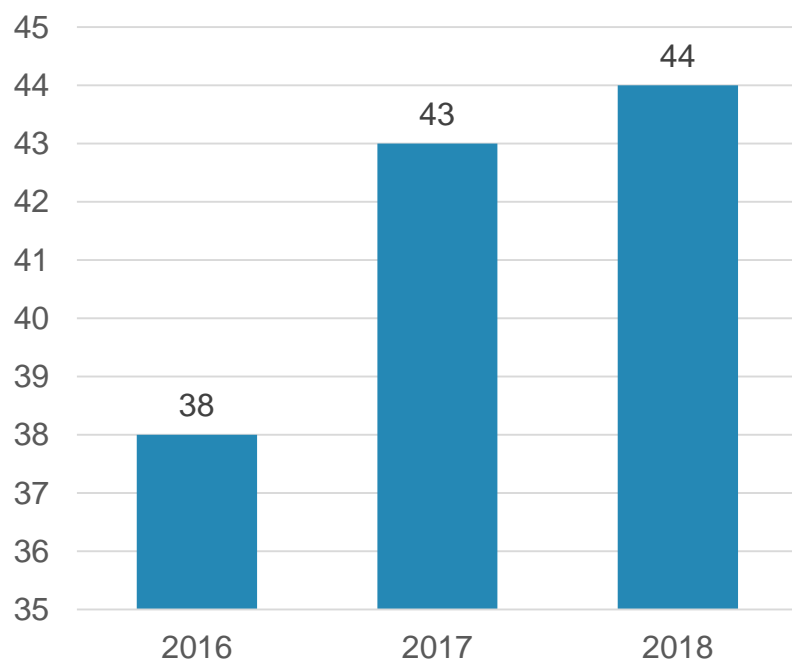
- Following record distribution of MUSD 24.9 to our shareholders in Q2-19, net cash position resulted in a balance of MUSD 62.0.

Oil and gas investments in Blocks 3&4 and 49



- Investments on Blocks 3&4 in Q2-19 of MUSD 12.5 (MUSD 11.3 in Q1-19)
- Investment on Block 49 in Q2-19 MUSD 0.1 (Q4-18 of MUSD 4.6 following seismic campaign)
- Investment guidance 2019: MUSD 50-55

Wells on Blocks 3&4



Wells completed Q2-19 (primary purpose)	Ulfa, Samha and Erfan Fields	Farha South	Shahd and Saiwan East	Near and far field exploration	Total
Appraisal/Production	1	-	3	-	4
Water injection	-	-	2	-	2
Water source	-	-	-	-	-
Exploration	-	-	-	-	-
Total	1	-	5	-	6

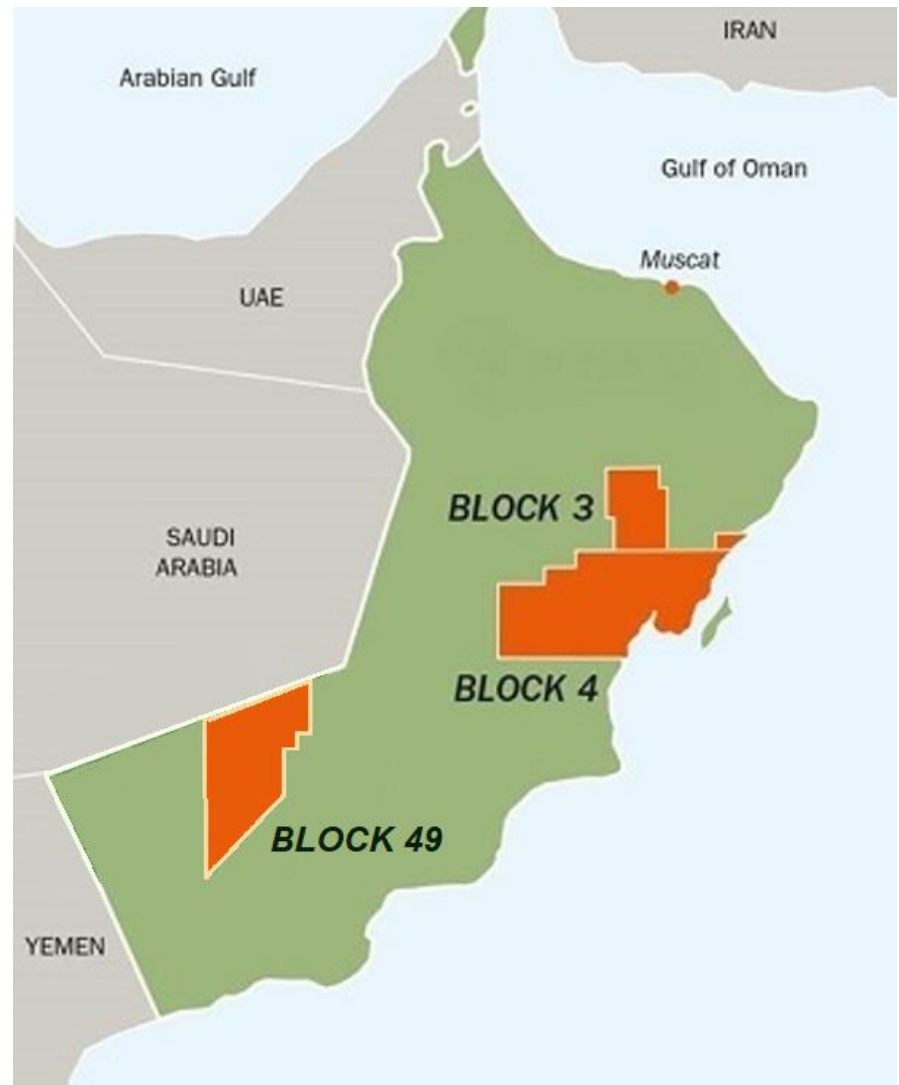
Operations

Blocks 3&4

- Tethys Oil 30%, CCED 50% (operator) and Mitsui 20%
- Acquired 2007
- License valid until 2040
- Total area: 29,130 km²

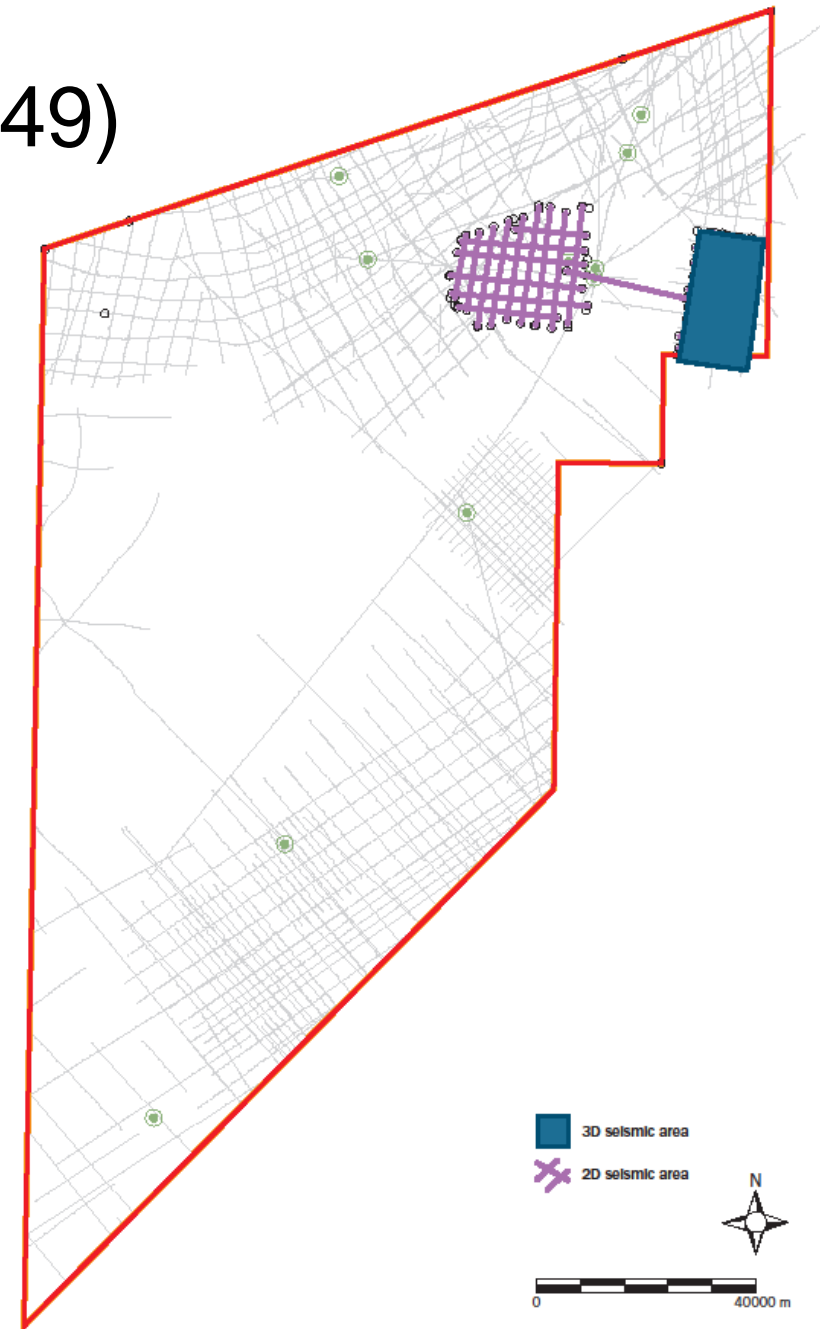
Block 49

- Tethys Oil 100% (Operator)
- Signed in Q4-17
- EPSA covers an initial exploration period of 3 + 3 years
- Total area: 15,439 km²

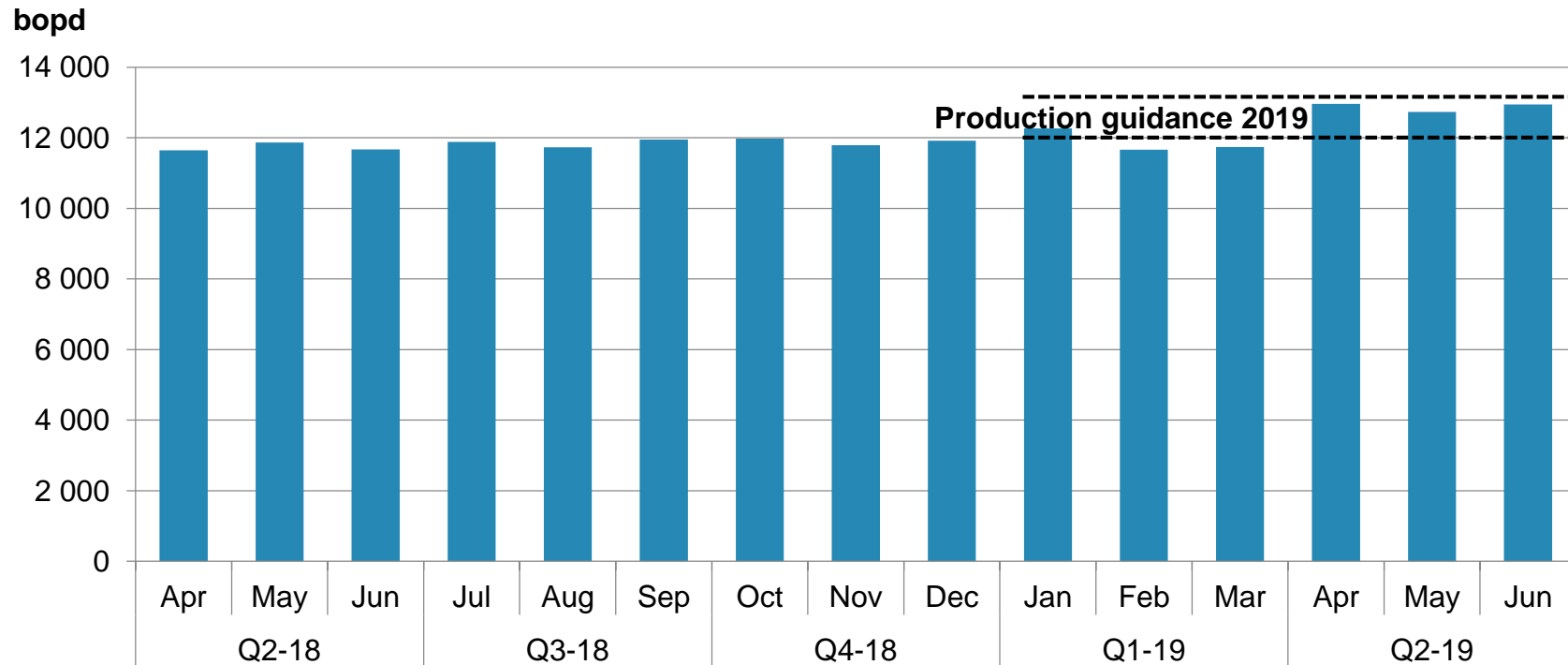


Seismic campaign (Block 49)

- 253 km² of 3D and 299 km of 2D seismic data were acquired in Q4-18
- All seismic data has been processed and delivered to Tethys Oil. Detailed interpretation of the multiple leads identified is ongoing.
- The purpose of the seismic campaign is to further define possible oil traps and to enhance the understanding of the deeper parts of the block in general
- Preparations for exploration drilling have begun



Net production development, Blocks 3&4



- Production guidance 2019: annual ave. net production from Tethys Oil's existing operations during 2019 expected between 12,000-13,000 bopd
- Production in Q2-19 amounted to 12,881 bopd and in first half 2019 to 12,394 bopd

Reserves and resources at 31 Dec 2018

Development of Reserves, Blocks 3&4 Oman (audited)

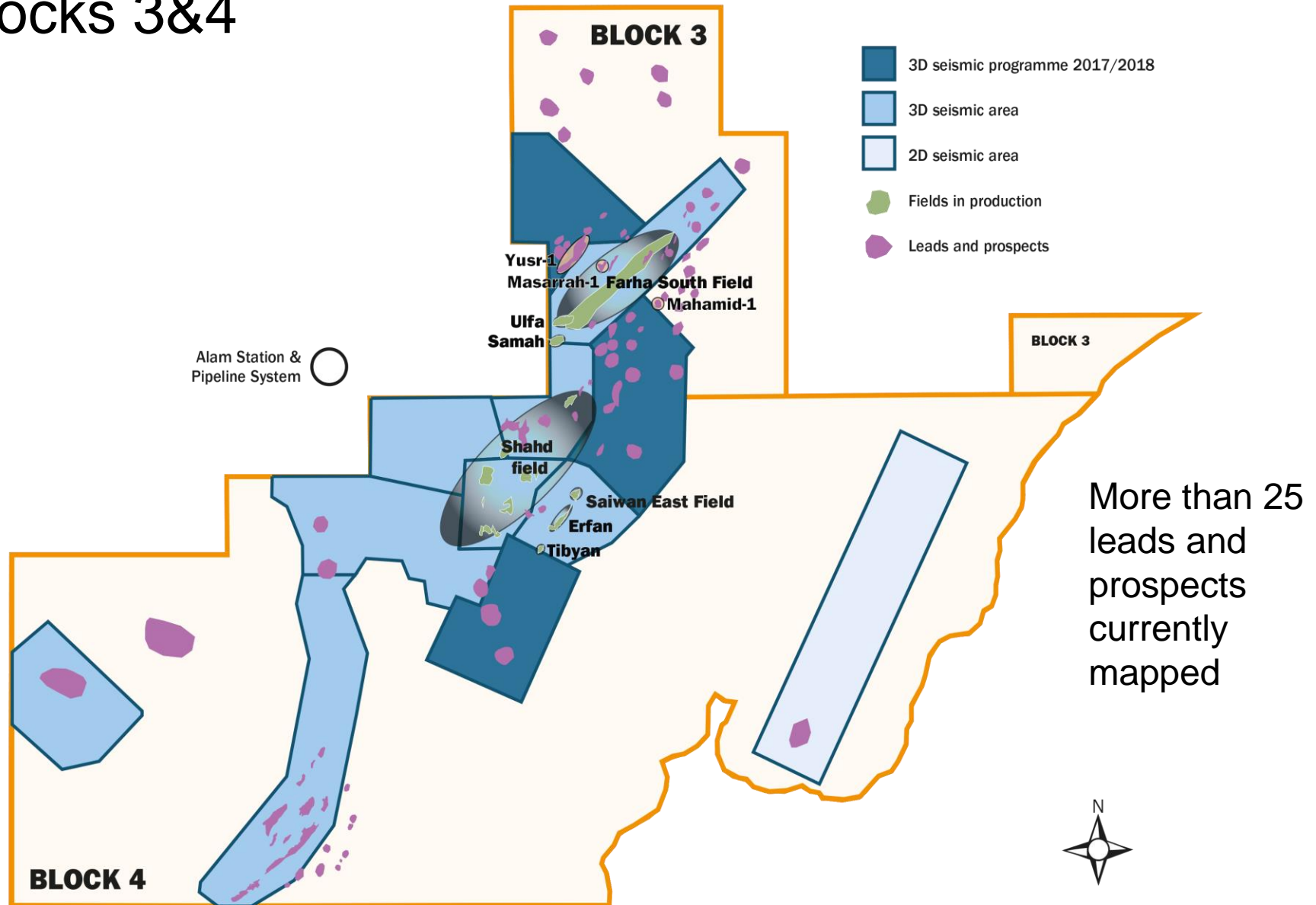
<i>mbo</i>	1P	2P	3P
Total 31 December 2017	15,559	22,044	32,414
Production 2018	-4,295	-4,295	-4,295
Additions and revisions	5,471	7,608	7,765
Total 31 December 2018	16,735	25,357	35,884

Contingent Resources Blocks 3&4 Oman (audited)

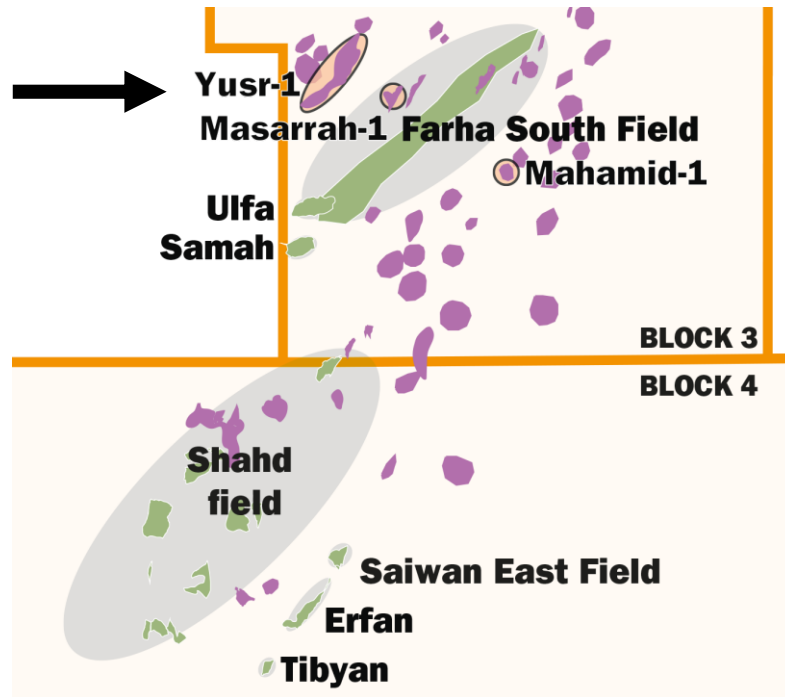
<i>mbo</i>	1C	2C	3C
Total	5,472	12,533	24,767

2018 year-end reserves and resources report prepared by ERCE

Fields, Discoveries, Leads and Prospects, Blocks 3&4



Yusr-1 Exploration well



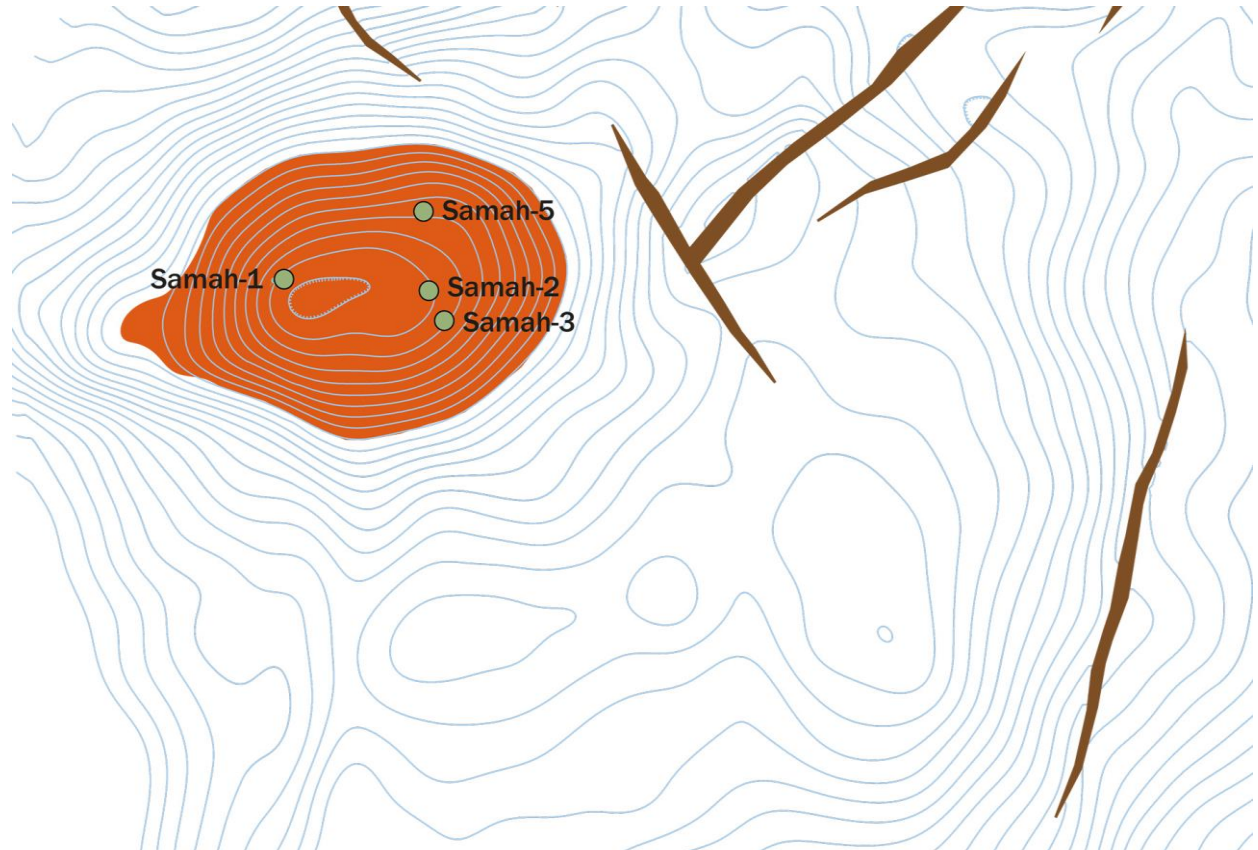
- Spudded late in the second quarter
- First well to be drilled in the recently acquired 3D seismic north of Farha South
- Located 9 km northwest of Mazarrah discovery in Block 3



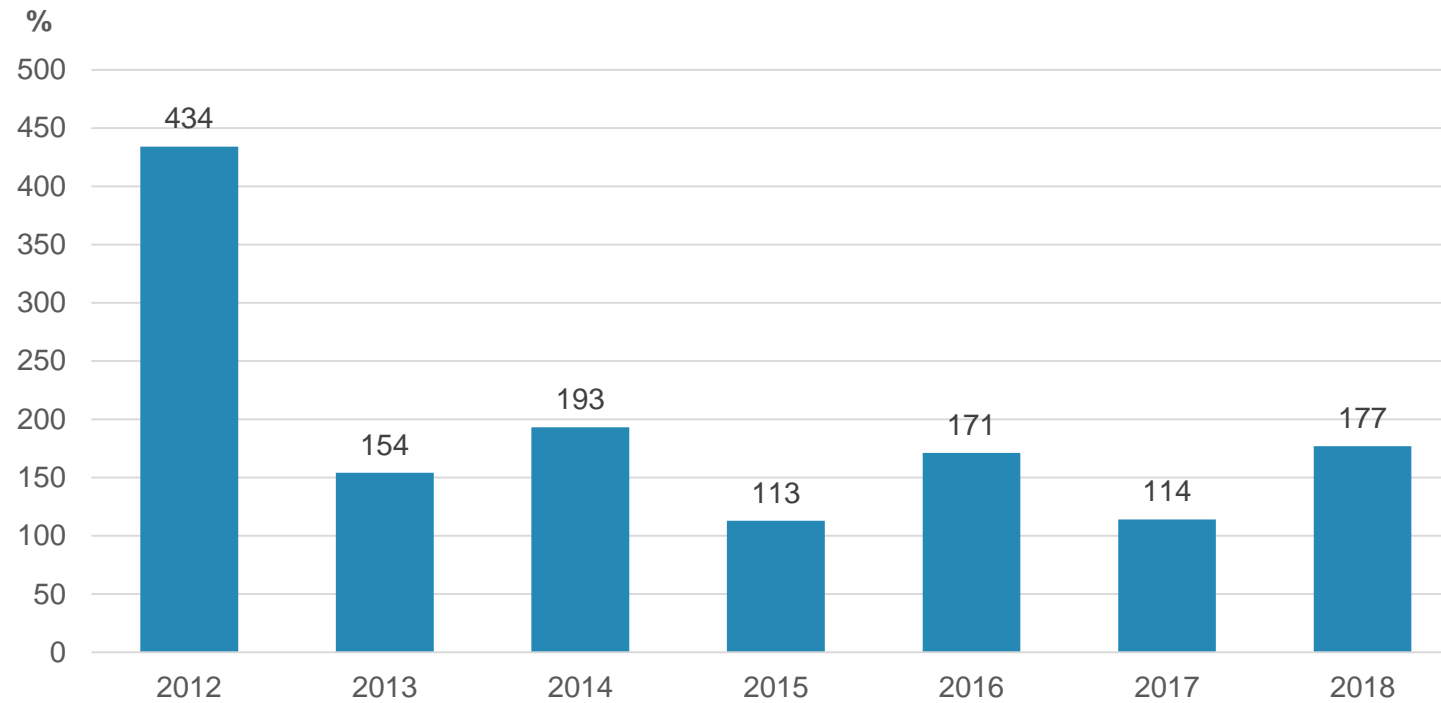
- To test the extension of Buah and Khufai targets to the north
- Planned to be drilled to a total depth of 4,450m (TVD) down to the formations from Cryogenian period.

Samah-5 Appraisal/development well

- Encountered oil as expected
- Drilled to drain the north eastern part of the structure
- Completed as a producer from the Khufai formation
- Will be connected to the production facility in the third quarter 2019.



2P Reserve Replacement Ratio (Blocks 3&4)



Outlook

- **Blocks 3&4:** Exploration well Yusr-1 spudded.
- **Block 49:** Preparation for exploration drilling continues
- Maturation of leads continues on all blocks
- 2019 production guidance unchanged at 12,000-13,000 bopd
- At least two additional exploration wells on Blocks 3&4 planned for 2019

Important notice

This presentation and the information contained herein is being presented by the Company.

This presentation and the information contained herein do not constitute an offer to sell or invitation to purchase or subscribe for any securities, commodities or instruments or related derivatives, nor do they constitute an offer or commitment to lend, syndicate or arrange a financing, underwrite or purchase or act as an agent or advisor or in any other capacity with respect to any transaction, or commit capital, or to participate in any trading strategies, and they do not constitute any legal, regulatory, accounting or tax advice to the recipient.

This presentation does not purport to be all-inclusive or to contain all the information that prospective investors may desire in analysing and deciding whether or not to hold or transact in the Company's shares. This document was prepared solely for informational purposes. Recipients of this presentation must rely on their own examination of the legal, taxation, financial and other consequences of any possible holding or transaction involving the Company's shares or other securities, including the merits and risks involved. Recipients should not treat the contents of this presentation as advice relating to legal, taxation or other matters and are advised to consult their own professional advisors concerning the acquisition, holding or disposal of shares or other securities in the Company.

This document was prepared and the analyses contained in it based, in part, on certain assumptions made by and information obtained from the Company, its directors, officers, employees, agents and/or affiliates. In addition, certain information contained in this presentation has been obtained from third parties and published sources prepared by such third parties that the Company has deemed to be relevant. However, neither the Company nor any of its affiliates, officers, employees or agents accepts or assumes any responsibility, obligation or liability (whether direct or indirect, in contract, tort or otherwise) and makes no representation or warranty, express or implied, for the contents of this presentation or any oral information provided in connection herewith, including its accuracy, completeness or verification for any other statement made or purported to be made by any of them, or on their behalf. Nothing in this presentation is, or shall be relied upon as, a representation or promise made, whether as to the past, present or future.

This presentation contains forward-looking statements that reflect the Company's current views with respect to certain future events and potential financial performance. Although the Company believes that the expectations reflected in such forward-looking statements are reasonable, no assurance can be given that such expectations will materialise. Accordingly, results could differ materially from those set out in the forward-looking statements as a result of various factors, whether or not outside the control of the Company. To the extent that this presentation contains opinions, estimates, forecasts or other forward looking statements, no guarantees or undertakings that these are correct or complete are given by the Company or any of its members, advisors, officers or employees or any other person. Forecasts and assumptions which are subject to economic and competitive uncertainty are outside such person's control and no guarantee can be given that projected results will be achieved or that outcomes will correspond with forecasts. You should not place undue reliance on the forward-looking statements. Forward-looking statements speak only at the date of this document and the Company does not undertake any obligation to publicly update or revise any information contained herein. Information in this presentation may be changed, added to or corrected without advance notification.

This document may contain terms, phrases and trademarks that are proprietary and the Company recognizes and acknowledges that all trademarks are copyrighted, belonging to their respective owners.

This presentation as well as any other information provided by or on behalf of the Company shall be governed by Swedish law. Any dispute, controversy or claim arising out of or in connection with such information or related matters shall be finally settled by arbitration in accordance with the Arbitration Rules of the Arbitration Institute of the Stockholm Chamber of Commerce. The place of arbitration shall be Stockholm and the language to be used in the arbitration proceedings shall be English



Tethys Oil

Q3 2019
Will be published 5 November 2019

